



The Bend Motorsports Park

Round 7 : December 3 - 5



ASBK.COM.AU f t i y

DUNLOP SUPERSPORT 300 CHAMPIONSHIP

Qualifying 2

Date: 04/12/21
 Event: Q05
 Weather: Partly cloudy - Temp: 20.0C
 Track: Dry - Temp: 35.2C


Started at: 11:59:58
 Laps: 20 Min
 Starters: 27
 Printed at: 12:31


PROVISIONAL CLASSIFICATION


Pos	No	Name	Machine	Fastest Lap	On Lap	Behind Leader	Behind Prev
1	72	Ben BAKER (NSW) / YRD Yamaha / Shoei / SCK / Utech Designs / West Sliders / Maxima Oils	Yamaha YZF-R3	2:08.144	4 of 4		
2	50	Carter THOMPSON (NSW) / GTR MotoStars Team / RS+C / Motostars / Doctor Mak / YRD / Motul / Pirelli	Yamaha YZF-R3	2:08.188	7 of 7	.044	.044
3	39	Glenn NELSON (QLD) / Buddys Pest Control / Dynoverks / XXX Suspension / Always Livin	Yamaha YZF-R3	2:08.759	3 of 4	.615	.571
4	69	Archie McDONALD (NSW) / ProGP Racing Junior Team / GB Racing / Bonamici Racing / Signpro / JDS Moto	Yamaha YZF-R3	2:09.073	3 of 7	.929	.314
5	59	Tom DRANE (NSW) / Construction Supply Specialists / IC Cons / MD Steel	Yamaha YZF-R3	2:09.289	8 of 8	1.145	.216
6	22	Zac JOHNSON (VIC) / Johnson Racing Team / Rebuilder / Prebuild Solutions / The Grinning Dingo	Kawasaki Ninja	2:09.601	3 of 6	1.457	.312
7	11	Brandon DEMMERY (NSW) / Motocity / Mini Rev Heads	Yamaha YZF-R3	2:09.998	6 of 8	1.854	.397
8	36	Angus GRENFELL (VIC) / ABU Engineering/ Peek Visual / Ricondi / Earmold Aust.	Yamaha YZF-R3	2:10.302	4 of 8	2.158	.304
9	16	James JACOBS (NSW) / X-Lite / Nedlands Studio / Bridgestone / Lucas Oils / EK Chains / Mototrack	Kawasaki Ninja	2:10.537	6 of 8	2.393	.235
10	88	Joseph MARINIELLO (VIC) / Traction Control M-sport / Race4James / RST Moto / HJC Helmets	Kawasaki Ninja	2:11.213	6 of 7	3.069	.676
11	66	Mitchell SIMPSON (SA) / Simpson Crash / Simpson Signs	Yamaha YZF-R3	2:11.233	7 of 7	3.089	.020
12	35	Varis FLEMING (VIC) / MotoGo / Suspension Pro / Taichi / Kit / RTF Building Services / Berwick Thai	Yamaha YZF-R3	2:11.678	6 of 8	3.534	.445
13	91	Taiyo AKSU (QLD) / Ricondi	Yamaha YZF-R3	2:11.758	7 of 7	3.614	.080
14	121	Reece OUGHTRED (VIC) / Moto GC / Dynoverks / Sign Pro / The Jags / LS2 Helmets / Motul / Cykel	Yamaha YZF-R3	2:12.068	7 of 7	3.924	.310
15	25	Brodie GAWITH (VIC) / Rocondi / AGV Helmets / TCX	Yamaha YZF-R3	2:12.236	7 of 7	4.092	.168
16	51	Sam PEZZETTA (SA) / Unitech Racing / Remo Contractors / SA Profiling / AUS Crush & Recycle	Yamaha YZF-R3	2:12.372	3 of 8	4.228	.136
17	13	Jordan SIMPSON (SA) / Simpson Crash / Simpson Signs	Yamaha YZF-R3	2:12.442	6 of 8	4.298	.070
18	3	Cameron DUNKER (NSW) / GTR MotoStars Team / RS+C / Doctor Mak / YRD / Motul / Pirelli	Yamaha YZF-R3	2:12.681	1 of 7	4.537	.239
19	355	Laura BROWN (NSW) / Bikebiz	Yamaha YZF-R3	2:12.800	8 of 8	4.656	.119
20	58	Lucas QUINN (QLD)	Yamaha YZF-R3	2:12.878	6 of 7	4.734	.078
21	32	Jai RUSSO (NSW) / Russo Performance / YRD Yamaha / GTR MotoStars / Ricondi / AGV / TCX	Yamaha YZF-R3	2:12.943	6 of 7	4.799	.065
22	95	Matthew RINDEL (VIC) / Stay Upright / Gears Racing / Mick Hone M-cycles / The Grinning Dingo / Shoei	Yamaha YZF-R3	2:13.369	4 of 8	5.225	.426
23	97	Peter NERLICH (VIC) / Proworx Racing	Kawasaki Ninja	2:13.717	8 of 8	5.573	.348
24	279	Hayden NELSON (NSW)	Yamaha YZF-R3	2:14.035	8 of 8	5.891	.318
25	63	Clay CLEGG (NSW) / Akubra / Williamson Bros / Mavin Truck Centre / Central West Electrical	Yamaha YZF-R3	2:14.068	4 of 8	5.924	.033
26	45	Jamie PORT (VIC) / Yamaha / AGV / Pirelli / Motul / Ricondi	Yamaha YZF-R3	2:15.239	2 of 8	7.095	1.171
27	57	Cooper ROWNTREE (SA) / Anytime Fitness	Yamaha YZF-R3	2:15.255	3 of 8	7.111	.016

New qualifying record for SS300 class - Previous: 2:09.440 by Carter THOMPSON (NSW) on a Yamaha YZF-R3 set on 04/12/21

The results are provisional until the end of the time limit for protests and appeals.


 Chief Timekeeper - Scott Lang


 Race Director - Tom Williams


 Clerk of Course - Paul Hinds



www.computime.com.au
 COMPUTIME RACE TIMING SYSTEMS PTY LTD





The Bend Motorsports Park

Round 7 : December 3 - 5



ASBK.COM.AU f t i y

DUNLOP SUPERSPORT 300 CHAMPIONSHIP

Qualifying 2

Date: 04/12/21
 Event: Q05
 Weather: Partly cloudy - Temp: 20.0C
 Track: Dry - Temp: 35.2C

Started at: 11:59:58
 Laps: 20 Min
 Starters: 27
 Printed at: 12:31


PROVISIONAL LAP TIMES

No	Name	Lap 1	Lap 2	Lap 3	Lap 4	Lap 5	Lap 6	Lap 7	Lap 8
3	Cameron DUNKER (NSW)	<u>2:12.681</u>	2:34.689	2:38.840	2:15.461	2:13.743	2:13.838	2:13.431	
11	Brandon DEMMERY (NSW)	2:53.169	2:11.807	2:11.377	2:25.638	4:04.035	<u>2:09.998</u>	2:12.389	2:10.722
13	Jordan SIMPSON (SA)	2:15.325	2:19.792	2:17.752	2:32.862	2:14.316	<u>2:12.442</u>	2:12.988	2:12.457
16	James JACOBS (NSW)	2:14.426	2:21.507	2:11.753	2:13.212	2:11.680	<u>2:10.537</u>	2:14.761	2:11.043
22	Zac JOHNSON (VIC)	2:51.552	2:11.012	<u>2:09.601</u>	2:30.929	3:47.092	2:09.724		
25	Brodie GAWITH (VIC)	2:55.550	2:14.588	2:12.533	2:28.193	3:21.557	2:13.627	<u>2:12.236</u>	
32	Jai RUSSO (NSW)	2:13.227	2:13.400	2:30.772	3:15.140	2:13.554	<u>2:12.943</u>	2:13.499	
35	Varis FLEMING (VIC)	2:11.890	2:19.348	2:13.805	2:12.948	2:15.921	<u>2:11.678</u>	2:15.149	2:13.360
36	Angus GRENFELL (VIC)	2:11.322	2:18.908	2:11.257	<u>2:10.302</u>	2:12.338	2:11.341	2:13.715	2:10.715
39	Glenn NELSON (QLD)	2:10.787	2:21.264	<u>2:08.759</u>	2:20.478				
45	Jamie PORT (VIC)	2:16.733	<u>2:15.239</u>	2:15.683	2:15.916	2:15.635	2:16.148	2:16.196	2:15.846
50	Carter THOMPSON (NSW)	2:13.059	2:19.952	2:48.187	2:09.339	2:12.974	2:14.501	<u>2:08.188</u>	
51	Sam PEZZETTA (SA)	2:14.988	2:12.942	<u>2:12.372</u>	2:12.768	2:13.324	2:13.856	2:13.090	2:15.129
57	Cooper ROWNTREE (SA)	2:15.378	2:15.311	<u>2:15.255</u>	2:16.003	2:16.726	2:19.556	2:17.693	2:25.126
58	Lucas QUINN (QLD)	2:16.219	3:27.889	3:14.983	2:15.118	2:13.173	<u>2:12.878</u>	2:13.585	
59	Tom DRANE (NSW)	2:11.369	2:20.273	2:09.837	2:10.098	2:14.336	2:10.265	2:15.162	<u>2:09.289</u>
63	Clay CLEGG (NSW)	2:15.166	2:15.046	2:16.537	<u>2:14.068</u>	2:15.313	2:15.125	2:14.581	<u>2:14.068</u>
66	Mitchell SIMPSON (SA)	2:15.616	2:12.223	2:12.246	2:12.066	2:19.551	2:48.418	<u>2:11.233</u>	
69	Archie McDONALD (NSW)	2:10.977	2:19.415	<u>2:09.073</u>	2:17.000	2:17.627	4:32.853	2:09.720	
72	Ben BAKER (NSW)	2:09.337	2:19.768	2:36.604	<u>2:08.144</u>				
88	Joseph MARINIELLO (VIC)	2:14.142	2:13.551	2:24.672	2:23.267	2:48.697	<u>2:11.213</u>	2:16.263	
91	Taiyo AKSU (QLD)	2:14.764	2:12.678	2:11.960	2:11.824	2:20.850	4:14.419	<u>2:11.758</u>	
95	Matthew RINDEL (VIC)	2:17.747	2:19.103	2:15.058	<u>2:13.369</u>	2:13.967	2:13.831	2:13.688	2:14.734
97	Peter NERLICH (VIC)	2:58.663	2:15.194	2:14.875	2:13.809	2:26.267	3:34.985	2:15.685	<u>2:13.717</u>
121	Reece OUGHTRED (VIC)	2:13.221	2:16.812	2:13.652	2:12.722	2:22.974	4:28.982	<u>2:12.068</u>	
279	Hayden NELSON (NSW)	2:16.357	2:14.360	2:16.100	2:16.502	2:15.971	2:17.081	2:14.598	<u>2:14.035</u>
355	Laura BROWN (NSW)	2:13.466	2:18.122	2:13.389	2:13.172	2:16.114	2:13.815	2:13.921	<u>2:12.800</u>

The results are provisional until the end of the time limit for protests and appeals.


 Chief Timekeeper - Scott Lang


 Race Director - Tom Williams


 Clerk of Course - Paul Hinds



www.computime.com.au
 COMPUTIME RACE TIMING SYSTEMS PTY LTD





The Bend Motorsports Park

Round 7 : December 3 - 5



ASBK.COM.AU f t i y

DUNLOP SUPERSPORT 300 CHAMPIONSHIP

Qualifying 2

Date: 04/12/21
 Event: Q05
 Weather: Partly cloudy - Temp: 20.0C
 Track: Dry - Temp: 35.2C

Started at: 11:59:58
 Laps: 20 Min
 Starters: 27
 Printed at: 12:31

PROVISIONAL SPLIT TIMES

Lap	Split 1	Split 2	Split 3	Split 4	Lap Time	Spd	Lap	Split 1	Split 2	Split 3	Split 4	Lap Time	Spd
3 Cameron DUNKER (NSW) (18th)							7	29.353	36.279	32.353	32.552	2:10.537	191
1	2:40.686	37.756	32.875	33.495	4:24.812	101	8	29.381	36.583	34.955	33.842	2:14.761	194
2	29.647	36.821	32.455	33.758	2:12.681	184	9	29.054	36.493	32.496	33.000	2:11.043	196
3	29.255	46.216	33.867	45.351	2:34.689 P	187	22 Zac JOHNSON (VIC) (6th)						
4	54.939	37.275	33.108	33.518	2:38.840	135	1	1:08.233	37.427	32.998	32.894	2:51.552	109
5	29.860	37.212	34.624	33.765	2:15.461	188	2	29.236	37.016	32.377	32.383	2:11.012	185
6	29.987	36.790	33.087	33.879	2:13.743	185	3	28.912	36.300	32.057	32.332	2:09.601	188
7	29.434	37.334	33.160	33.910	2:13.838	191	4	32.383	40.158	33.363	45.025	2:30.929 P	193
8	29.525	36.909	32.956	34.041	2:13.431	188	5	2:04.697	36.804	32.456	33.135	3:47.092	124
11 Brandon DEMMERY (NSW) (7th)							6	29.073	36.235	31.760	32.656	2:09.724	186
1	1:08.848	38.074	33.173	33.074	2:53.169	88	25 Brodie GAWITH (VIC) (15th)						
2	29.767	36.929	32.138	32.973	2:11.807	183	1	41.499	37.545	33.856	33.748	2:26.648	84
3	29.619	36.587	32.255	32.916	2:11.377	184	2	30.211	1:15.460	36.563	33.316	2:55.550	191
4	29.462	36.686	32.794	46.696	2:25.638 P	187	3	30.400	37.091	33.672	33.425	2:14.588	183
5	2:22.173	36.974	31.966	32.922	4:04.035	72	4	29.643	36.990	32.940	32.960	2:12.533	189
6	29.355	36.271	31.895	32.477	2:09.998	189	5	30.562	41.086	33.596	42.949	2:28.193 P	188
7	29.079	36.309	32.759	34.242	2:12.389	194	6	1:18.742	52.983	35.766	34.066	3:21.557	76
8	29.441	36.742	31.756	32.783	2:10.722	187	7	29.555	37.645	33.285	33.142	2:13.627	185
13 Jordan SIMPSON (SA) (17th)							8	29.254	37.497	32.656	32.829	2:12.236	191
1	33.865	37.880	33.655	33.992	2:19.392	120	32 Jai RUSSO (NSW) (21th)						
2	30.776	37.651	33.152	33.746	2:15.325	176	1	2:40.072	37.726	33.187	33.644	4:24.629	109
3	32.606	39.937	33.626	33.623	2:19.792	177	2	30.074	36.895	32.653	33.605	2:13.227	180
4	30.014	38.957	34.070	34.711	2:17.752	187	3	29.530	37.154	33.341	33.375	2:13.400	190
5	39.351	45.267	34.160	34.084	2:32.862	181	4	30.407	37.978	33.088	49.299	2:30.772 P	186
6	30.309	37.655	32.799	33.553	2:14.316	181	5	1:26.883	40.686	33.481	34.090	3:15.140	97
7	29.760	37.233	32.395	33.054	2:12.442	183	6	30.288	37.102	32.659	33.505	2:13.554	179
8	29.354	36.724	33.202	33.708	2:12.988	188	7	29.978	37.318	32.403	33.244	2:12.943	184
9	29.325	36.867	32.721	33.544	2:12.457	190	8	30.052	37.264	32.687	33.496	2:13.499	184
16 James JACOBS (NSW) (9th)							35 Varis FLEMING (VIC) (12th)						
1	51.606	40.801	40.639	35.468	2:48.514	71	1	1:03.640	38.880	34.631	36.947	2:54.098	82
2	29.947	37.435	33.563	33.481	2:14.426	189	2	29.885	36.450	32.585	32.970	2:11.890	190
3	29.973	40.738	36.539	34.257	2:21.507	187	3	30.207	38.791	36.229	34.121	2:19.348	191
4	29.279	36.649	32.808	33.017	2:11.753	198	4	30.347	36.907	33.057	33.494	2:13.805	196
5	29.539	36.945	33.203	33.525	2:13.212	195	5	29.620	36.642	33.409	33.277	2:12.948	194
6	29.596	36.613	32.616	32.855	2:11.680	190							

Scott Laing
 Chief Timekeeper - Scott Laing

Tom Williams
 Race Director - Tom Williams

Paul Hinds
 Clerk of Course - Paul Hinds





The Bend Motorsports Park

Round 7 : December 3 - 5



ASBK.COM.AU f t i y

DUNLOP SUPERSPORT 300 CHAMPIONSHIP

Qualifying 2

Date: 04/12/21
 Event: Q05
 Weather: Partly cloudy - Temp: 20.0C
 Track: Dry - Temp: 35.2C

Started at: 11:59:58
 Laps: 20 Min
 Starters: 27
 Printed at: 12:31

PROVISIONAL SPLIT TIMES

Lap	Split 1	Split 2	Split 3	Split 4	Lap Time	Spd	Lap	Split 1	Split 2	Split 3	Split 4	Lap Time	Spd
6	30.111	37.369	34.304	34.137	2:15.921	194	4	1:07.033	37.343	31.691	32.120	2:48.187	134
7	29.736	36.517	32.594	32.831	2:11.678	188	5	29.187	36.170	31.892	32.090	2:09.339	188
8	29.662	37.107	34.467	33.913	2:15.149	195	6	32.061	36.402	32.059	32.452	2:12.974	181
9	29.816	36.856	33.204	33.484	2:13.360	191	7	29.049	35.696	34.095	35.661	2:14.501	194
							8	28.883	35.909	31.530	31.866	2:08.188	192
36 Angus GRENFELL (VIC) (8th)							51 Sam PEZZETTA (SA) (16th)						
1	1:02.942	38.859	34.672	36.854	2:53.327	76	1	41.066	37.590	33.912	34.224	2:26.792	100
2	29.957	36.452	32.366	32.547	2:11.322	184	2	29.976	37.519	33.641	33.852	2:14.988	194
3	31.009	38.599	35.733	33.567	2:18.908	192	3	29.812	37.137	32.670	33.323	2:12.942	184
4	29.740	36.464	32.314	32.739	2:11.257	189	4	29.361	36.936	32.780	33.295	2:12.372	190
5	29.457	36.304	31.903	32.638	2:10.302	189	5	29.715	37.121	32.616	33.316	2:12.768	194
6	29.761	37.321	32.697	32.559	2:12.338	183	6	29.791	37.066	33.139	33.328	2:13.324	188
7	29.718	36.593	32.019	33.011	2:11.341	182	7	30.047	37.185	33.146	33.478	2:13.856	185
8	29.309	36.617	33.551	34.238	2:13.715	184	8	29.798	37.174	32.915	33.203	2:13.090	183
9	29.231	36.376	32.468	32.640	2:10.715	190	9	30.913	37.803	32.822	33.591	2:15.129	186
39 Glenn NELSON (QLD) (3rd)							57 Cooper ROWNTREE (SA) (27th)						
1	53.158	46.436	37.272	37.177	2:54.043	100	1	37.567	39.538	35.269	34.771	2:27.145	108
2	30.032	35.801	32.421	32.533	2:10.787	188	2	30.345	37.991	33.386	33.656	2:15.378	185
3	29.677	41.312	37.006	33.269	2:21.264	193	3	30.518	37.392	33.583	33.818	2:15.311	189
4	28.979	35.739	31.985	32.056	2:08.759	193	4	30.168	37.759	33.643	33.685	2:15.255	189
5	28.629	36.461	33.399	41.989	2:20.478 P	191	5	30.282	37.853	33.643	34.225	2:16.003	185
							6	30.314	37.727	34.441	34.244	2:16.726	182
45 Jamie PORT (VIC) (26th)							58 Lucas QUINN (QLD) (20th)						
1	37.541	39.356	34.632	34.150	2:25.679	107	1	40.116	37.701	33.543	34.182	2:25.542	103
2	30.591	37.889	34.155	34.098	2:16.733	185	2	30.471	37.710	33.720	34.318	2:16.219	182
3	30.534	37.271	33.472	33.962	2:15.239	189	3	30.634	36.861	1:36.231	44.163	3:27.889 P	180
4	30.012	37.895	34.035	33.741	2:15.683	190	4	1:29.967	37.512	33.578	33.926	3:14.983	90
5	30.347	37.709	33.671	34.189	2:15.916	188	5	29.961	37.638	33.663	33.856	2:15.118	187
6	29.912	37.838	34.042	33.843	2:15.635	187	6	30.140	37.007	33.028	32.998	2:13.173	182
7	30.228	37.899	33.913	34.108	2:16.148	184	7	29.936	36.805	32.994	33.143	2:12.878	184
8	30.233	37.741	34.189	34.033	2:16.196	183	8	29.619	37.139	33.188	33.639	2:13.585	190
9	29.992	37.752	33.884	34.218	2:15.846	185							
50 Carter THOMPSON (NSW) (2nd)													
1	2:41.829	36.872	33.025	34.444	4:26.170	129							
2	29.336	35.872	32.177	35.674	2:13.059	186							
3	28.990	36.560	33.635	40.767	2:19.952 P	190							

Scott Laing
 Chief Timekeeper - Scott Laing

Tom Williams
 Race Director - Tom Williams

Paul Hinds
 Clerk of Course - Paul Hinds





The Bend Motorsports Park

Round 7 : December 3 - 5



ASBK.COM.AU f t i y

DUNLOP SUPERSPORT 300 CHAMPIONSHIP

Qualifying 2

Date: 04/12/21
 Event: Q05
 Weather: Partly cloudy - Temp: 20.0C
 Track: Dry - Temp: 35.2C

Started at: 11:59:58
 Laps: 20 Min
 Starters: 27
 Printed at: 12:31

PROVISIONAL SPLIT TIMES

Lap	Split 1	Split 2	Split 3	Split 4	Lap Time	Spd	Lap	Split 1	Split 2	Split 3	Split 4	Lap Time	Spd
59 Tom DRANE (NSW) (5th)							6	29.904	36.792	32.088	38.843	2:17.627 P	191
1	1:02.270	39.249	34.542	37.155	2:53.216	80	7	2:51.726	36.631	31.913	32.583	4:32.853	125
2	29.860	36.566	32.269	32.674	2:11.369	187	8	29.132	36.347	31.820	32.421	2:09.720	188
3	30.107	39.245	36.702	34.219	2:20.273	193	72 Ben BAKER (NSW) (1st)						
4	29.132	36.118	32.141	32.446	2:09.837	195	1	9:29.512	41.593	33.265	38.041	11:22.411	72
5	29.251	36.328	31.823	32.696	2:10.098	188	2	29.009	35.976	32.082	32.270	2:09.337	191
6	32.415	36.640	32.283	32.998	2:14.336	186	3	29.083	36.173	32.159	42.353	2:19.768 P	188
7	29.403	36.313	32.073	32.476	2:10.265	187	4	54.670	36.270	32.223	33.441	2:36.604	133
8	29.135	36.649	34.137	35.241	2:15.162	193	5	28.702	35.684	31.736	32.022	2:08.144	193
9	28.874	36.043	32.040	32.332	2:09.289	195	63 Clay CLEGG (NSW) (25th)						
88 Joseph MARINIELLO (VIC) (10th)							1	2:22.262	50.159	34.768	36.005	4:23.194	100
1	32.885	38.343	34.468	33.996	2:19.692	125	2	29.933	37.037	33.164	34.008	2:14.142	189
2	30.338	38.135	33.226	33.467	2:15.166	183	3	29.866	37.191	33.179	33.315	2:13.551	185
3	30.237	37.653	33.539	33.617	2:15.046	182	4	29.535	37.221	36.182	41.734	2:24.672	193
4	30.412	38.580	33.718	33.827	2:16.537	183	5	31.722	37.490	33.083	40.972	2:23.267 P	185
5	30.121	37.190	33.135	33.622	2:14.068	186	6	1:06.564	36.527	32.678	32.928	2:48.697	113
6	30.379	37.832	33.459	33.643	2:15.313	187	7	29.183	36.384	32.485	33.161	2:11.213	194
7	30.523	37.594	33.302	33.706	2:15.125	182	8	32.572	37.333	33.207	33.151	2:16.263	193
8	30.203	37.373	33.425	33.580	2:14.581	182	91 Taiyo AKSU (QLD) (13th)						
9	30.142	37.425	32.967	33.534	2:14.068	186	1	40.678	37.743	34.665	34.296	2:27.382	103
66 Mitchell SIMPSON (SA) (11th)							2	29.868	37.841	33.483	33.572	2:14.764	192
1	40.421	37.490	34.060	34.054	2:26.025	82	3	30.320	36.593	32.669	33.096	2:12.678	184
2	30.350	37.489	33.763	34.014	2:15.616	186	4	29.474	36.948	32.721	32.817	2:11.960	190
3	30.051	36.664	32.138	33.370	2:12.223	180	5	29.253	36.951	32.723	32.897	2:11.824	197
4	29.699	36.966	32.432	33.149	2:12.246	183	6	29.714	36.861	33.008	41.267	2:20.850 P	190
5	30.031	36.980	32.419	32.636	2:12.066	182	7	2:27.237	40.542	33.460	33.180	4:14.419	110
6	29.572	37.118	32.603	40.258	2:19.551 P	183	8	29.470	37.005	32.419	32.864	2:11.758	188
7	1:06.673	36.658	32.144	32.943	2:48.418	114	95 Matthew RINDEL (VIC) (22th)						
8	29.512	36.725	32.120	32.876	2:11.233	184	1	53.201	39.971	36.664	36.297	2:46.133	105
69 Archie McDONALD (NSW) (4th)							2	31.456	38.567	33.717	34.007	2:17.747	174
1	1:02.856	38.764	34.645	36.577	2:52.842	74	3	30.339	40.422	34.379	33.963	2:19.103	185
2	29.714	36.669	31.839	32.755	2:10.977	182	4	30.440	37.601	33.259	33.758	2:15.058	189
3	31.720	38.590	35.312	33.793	2:19.415	186	5	29.784	37.009	32.956	33.620	2:13.369	193
4	28.805	36.166	31.760	32.342	2:09.073	191	6	29.764	37.494	33.296	33.413	2:13.967	194
5	32.447	38.124	33.122	33.307	2:17.000	181							

Scott Laing
 Chief Timekeeper - Scott Laing

Tom Williams
 Race Director - Tom Williams

Paul Hinds
 Clerk of Course - Paul Hinds





The Bend Motorsports Park

Round 7 : December 3 - 5



ASBK.COM.AU f t i y

DUNLOP SUPERSPORT 300 CHAMPIONSHIP

Qualifying 2

Date: 04/12/21
 Event: Q05
 Weather: Partly cloudy - Temp: 20.0C
 Track: Dry - Temp: 35.2C

Started at: 11:59:58
 Laps: 20 Min
 Starters: 27
 Printed at: 12:31

PROVISIONAL SPLIT TIMES

Lap	Split 1	Split 2	Split 3	Split 4	Lap Time	Spd	Lap	Split 1	Split 2	Split 3	Split 4	Lap Time	Spd
7	29.933	37.156	33.424	33.318	2:13.831	187	279 Hayden NELSON (NSW) (24th)						
8	29.765	37.113	33.261	33.549	2:13.688	191	1	36.937	39.844	35.129	34.479	2:26.389	105
9	29.977	37.369	33.391	33.997	2:14.734	192	2	30.720	38.117	33.852	33.668	2:16.357	188
							3	29.921	37.202	33.478	33.759	2:14.360	191
							4	30.029	38.145	33.736	34.190	2:16.100	186
97 Peter NERLICH (VIC) (23th)													
1	1:10.531	40.440	33.730	33.962	2:58.663	104	5	29.958	38.784	33.704	34.056	2:16.502	186
2	30.281	37.810	33.318	33.785	2:15.194	186	6	30.256	37.927	33.890	33.898	2:15.971	189
3	29.983	37.528	33.314	34.050	2:14.875	189	7	29.836	37.570	35.438	34.237	2:17.081	185
4	29.805	37.288	32.944	33.772	2:13.809	189	8	30.017	37.504	33.447	33.630	2:14.598	183
5	29.722	37.668	34.443	44.434	2:26.267 P	188	9	29.603	37.469	33.274	33.689	2:14.035	185
6	1:49.141	38.245	33.499	34.100	3:34.985	74							
7	29.652	39.059	33.076	33.898	2:15.685	189	355 Laura BROWN (NSW) (19th)						
8	29.558	37.550	32.767	33.842	2:13.717	189	1	1:03.219	38.942	34.561	36.870	2:53.592	76
							2	30.075	37.252	32.941	33.198	2:13.466	188
							3	30.280	37.810	35.664	34.368	2:18.122	190
121 Reece OUGHTRED (VIC) (14th)													
1	54.722	46.084	34.733	38.650	2:54.189	114	4	29.650	37.151	33.237	33.351	2:13.389	199
2	30.114	36.829	32.996	33.282	2:13.221	194	5	29.496	37.053	33.179	33.444	2:13.172	195
3	29.531	37.548	35.460	34.273	2:16.812	195	6	29.724	37.506	33.928	34.956	2:16.114	196
4	29.673	37.534	33.014	33.431	2:13.652	193	7	30.175	37.005	33.107	33.528	2:13.815	187
5	29.421	36.885	33.120	33.296	2:12.722	191	8	29.680	37.507	33.214	33.520	2:13.921	192
6	29.858	37.482	34.586	41.048	2:22.974 P	189	9	29.452	37.116	32.762	33.470	2:12.800	194
7	2:46.163	36.974	32.652	33.193	4:28.982	130							
8	29.418	36.763	32.882	33.005	2:12.068	190							

The results are provisional until the end of the time limit for protests and appeals.

Scott Laing
 Chief Timekeeper - Scott Laing

Tom Williams
 Race Director - Tom Williams

Paul Hinds
 Clerk of Course - Paul Hinds



www.computime.com.au
 COMPUTIME RACE TIMING SYSTEMS PTY LTD





The Bend Motorsports Park

Round 7 : December 3 - 5



ASBK.COM.AU f t i y

DUNLOP SUPERSPORT 300 CHAMPIONSHIP

Qualifying 2

Date: 04/12/21
 Event: Q05
 Weather: Partly cloudy - Temp: 20.0C
 Track: Dry - Temp: 35.2C

Started at: 11:59:58
 Laps: 20 Min
 Starters: 27
 Printed at: 12:31

PROVISIONAL FASTEST LAPS SEQUENCE

Race Time	No	Name	Machine	Fastest Lap	On Lap
3:05.720	22	Zac JOHNSON (VIC)	Kawasaki Ninja	2:51.552	1
4:34.717	13	Jordan SIMPSON (SA)	Yamaha YZF-R3	2:15.325	1
4:34.858	63	Clay CLEGG (NSW)	Yamaha YZF-R3	2:15.166	1
4:41.780	51	Sam PEZZETTA (SA)	Yamaha YZF-R3	2:14.988	1
4:42.146	91	Taiyo AKSU (QLD)	Yamaha YZF-R3	2:14.764	1
5:02.940	16	James JACOBS (NSW)	Kawasaki Ninja	2:14.426	1
5:03.819	69	Archie McDONALD (NSW)	Yamaha YZF-R3	2:10.977	1
5:04.830	39	Glenn NELSON (QLD)	Yamaha YZF-R3	2:10.787	1
7:26.333	22	Zac JOHNSON (VIC)	Kawasaki Ninja	2:09.601	3
9:32.307	69	Archie McDONALD (NSW)	Yamaha YZF-R3	2:09.073	3
9:34.853	39	Glenn NELSON (QLD)	Yamaha YZF-R3	2:08.759	3
20:32.370	50	Carter THOMPSON (NSW)	Yamaha YZF-R3	2:08.188	7
20:36.264	72	Ben BAKER (NSW)	Yamaha YZF-R3	2:08.144	4

The results are provisional until the end of the time limit for protests and appeals.

Scott Laing
 Chief Timekeeper - Scott Laing

Tom Williams
 Race Director - Tom Williams

Paul Hinds
 Clerk of Course - Paul Hinds



www.computime.com.au
 COMPUTIME RACE TIMING SYSTEMS PTY LTD





The Bend Motorsports Park

Round 7 : December 3 - 5



ASBK.COM.AU f t i y

DUNLOP SUPERSPORT 300 CHAMPIONSHIP

Qualifying 2


Date: 04/12/21
 Event: Q05
 Weather: Partly cloudy - Temp: 20.0C
 Track: Dry - Temp: 35.2C


Started at: 11:59:58
 Laps: 20 Min
 Starters: 27
 Printed at: 12:31


PROVISIONAL BEST PARTIAL TIMES

Pos	Split 1		Split 2		Split 3		Split 4		LAP		Ideal	Fastest
	Name	Time	Name	Time	Name	Time	Name	Time	Name	Time		
1	G. NELSON	28.629	B. BAKER	35.684	C. THOMPSON	31.530	C. THOMPSON	31.866	C. THOMPSON	2:07.975	2:08.188	
2	B. BAKER	28.702	C. THOMPSON	35.696	B. BAKER	31.736	B. BAKER	32.022	B. BAKER	2:08.144	2:08.144	
3	A. McDONALD	28.805	G. NELSON	35.739	B. DEMMERY	31.756	G. NELSON	32.056	G. NELSON	2:08.409	2:08.759	
4	T. DRANE	28.874	T. DRANE	36.043	A. McDONALD	31.760	T. DRANE	32.332	T. DRANE	2:09.072	2:09.289	
5	C. THOMPSON	28.883	A. McDONALD	36.166	Z. JOHNSON	31.760	Z. JOHNSON	32.332	A. McDONALD	2:09.073	2:09.073	
6	Z. JOHNSON	28.912	Z. JOHNSON	36.235	T. DRANE	31.823	A. McDONALD	32.342	Z. JOHNSON	2:09.239	2:09.601	
7	J. JACOBS	29.054	B. DEMMERY	36.271	A. GRENFELL	31.903	B. DEMMERY	32.477	B. DEMMERY	2:09.583	2:09.998	
8	B. DEMMERY	29.079	J. JACOBS	36.279	G. NELSON	31.985	A. GRENFELL	32.547	A. GRENFELL	2:09.985	2:10.302	
9	J. MARINIELL	29.183	A. GRENFELL	36.304	M. SIMPSON	32.120	J. JACOBS	32.552	J. JACOBS	2:10.238	2:10.537	
10	A. GRENFELL	29.231	J. MARINIELL	36.384	J. JACOBS	32.353	M. SIMPSON	32.636	M. SIMPSON	2:10.926	2:11.233	
11	T. AKSU	29.253	V. FLEMING	36.450	J. SIMPSON	32.395	T. AKSU	32.817	J. MARINIELL	2:10.980	2:11.213	
12	B. GAWITH	29.254	T. AKSU	36.593	J. RUSSO	32.403	B. GAWITH	32.829	T. AKSU	2:11.082	2:11.758	
13	C. DUNKER	29.255	M. SIMPSON	36.658	T. AKSU	32.419	V. FLEMING	32.831	V. FLEMING	2:11.486	2:11.678	
14	J. SIMPSON	29.325	J. SIMPSON	36.724	C. DUNKER	32.455	J. MARINIELL	32.928	J. SIMPSON	2:11.498	2:12.442	
15	S. PEZZETTA	29.361	R. OUGHTRE	36.763	J. MARINIELL	32.485	L. QUINN	32.998	B. GAWITH	2:11.729	2:12.236	
16	R. OUGHTRE	29.418	C. DUNKER	36.790	V. FLEMING	32.585	R. OUGHTRE	33.005	R. OUGHTRE	2:11.838	2:12.068	
17	L. BROWN	29.452	L. QUINN	36.805	S. PEZZETTA	32.616	J. SIMPSON	33.054	C. DUNKER	2:12.018	2:12.681	
18	M. SIMPSON	29.512	J. RUSSO	36.895	R. OUGHTRE	32.652	L. BROWN	33.198	J. RUSSO	2:12.072	2:12.943	
19	J. RUSSO	29.530	S. PEZZETTA	36.936	B. GAWITH	32.656	S. PEZZETTA	33.203	S. PEZZETTA	2:12.116	2:12.372	
20	P. NERLICH	29.558	B. GAWITH	36.990	L. BROWN	32.762	J. RUSSO	33.244	L. QUINN	2:12.416	2:12.878	
21	H. NELSON	29.603	L. BROWN	37.005	P. NERLICH	32.767	M. RINDEL	33.318	L. BROWN	2:12.417	2:12.800	
22	L. QUINN	29.619	M. RINDEL	37.009	M. RINDEL	32.956	C. CLEGG	33.467	M. RINDEL	2:13.047	2:13.369	
23	V. FLEMING	29.620	C. CLEGG	37.190	C. CLEGG	32.967	C. DUNKER	33.518	P. NERLICH	2:13.385	2:13.717	
24	M. RINDEL	29.764	H. NELSON	37.202	L. QUINN	32.994	H. NELSON	33.630	H. NELSON	2:13.709	2:14.035	
25	J. PORT	29.912	J. PORT	37.271	H. NELSON	33.274	C. ROWNTRE	33.656	C. CLEGG	2:13.745	2:14.068	
26	C. CLEGG	30.121	P. NERLICH	37.288	C. ROWNTRE	33.386	J. PORT	33.741	J. PORT	2:14.396	2:15.239	
27	C. ROWNTRE	30.168	C. ROWNTRE	37.392	J. PORT	33.472	P. NERLICH	33.772	C. ROWNTRE	2:14.602	2:15.255	

The results are provisional until the end of the time limit for protests and appeals.


 Chief Timekeeper - Scott Lang


 Race Director - Tom Williams


 Clerk of Course - Paul Hinds



www.computime.com.au
 COMPUTIME RACE TIMING SYSTEMS PTY LTD





The Bend Motorsports Park

Round 7 : December 3 - 5



ASBK.COM.AU f t i y

DUNLOP SUPERSPORT 300 CHAMPIONSHIP

Overall Qualifying

PROVISIONAL MERGED CLASSIFICATION


Date: 04/12/21


Printed at: 12:31


Pos	No	Name	Machine	Event Q01	Event Q05	Fastest Lap
1	72	Ben BAKER (NSW) / YRD Yamaha / Shoei / SCK / Utech Designs / West Sliders / Maxima Oils	Yamaha YZF-R3	2:09.729	2:08.144	2:08.144
2	50	Carter THOMPSON (NSW) / GTR MotoStars Team / RS+C / Motostars / Doctor Mak / YRD / Motul / Pirelli	Yamaha YZF-R3	2:09.440	2:08.188	2:08.188
3	39	Glenn NELSON (QLD) / Buddys Pest Control / Dynoverks / XXX Suspension / Always Livin	Yamaha YZF-R3	2:10.618	2:08.759	2:08.759
4	69	Archie McDONALD (NSW) / ProGP Racing Junior Team / GB Racing / Bonamici Racing / Signpro / JDS Moto	Yamaha YZF-R3	2:10.048	2:09.073	2:09.073
5	59	Tom DRANE (NSW) / Construction Supply Specialists / IC Cons / MD Steel	Yamaha YZF-R3		2:09.289	2:09.289
6	22	Zac JOHNSON (VIC) / Johnson Racing Team / Rebuilder / Prebuild Solutions / The Grinning Dingo	Kawasaki Ninja	2:09.748	2:09.601	2:09.601
7	11	Brandon DEMMERY (NSW) / Motocity / Mini Rev Heads	Yamaha YZF-R3	2:11.295	2:09.998	2:09.998
8	36	Angus GRENFELL (VIC) / ABU Engineering/ Peek Visual / Ricondi / Earmold Aust.	Yamaha YZF-R3	2:10.585	2:10.302	2:10.302
9	16	James JACOBS (NSW) / X-Lite / Nedlands Studio / Bridgestone / Lucas Oils / EK Chains / Mototrack	Kawasaki Ninja	2:11.253	2:10.537	2:10.537
10	88	Joseph MARINIELLO (VIC) / Traction Control M-sport / Race4James / RST Moto / HJC Helmets	Kawasaki Ninja	2:12.365	2:11.213	2:11.213
11	66	Mitchell SIMPSON (SA) / Simpson Crash / Simpson Signs	Yamaha YZF-R3	2:12.332	2:11.233	2:11.233
12	35	Varis FLEMING (VIC) / MotoGo / Suspension Pro / Taichi / Kit / RTF Building Services / Berwick Thai	Yamaha YZF-R3	2:13.871	2:11.678	2:11.678
13	91	Taiyo AKSU (QLD) / Ricondi	Yamaha YZF-R3	2:13.274	2:11.758	2:11.758
14	3	Cameron DUNKER (NSW) / GTR MotoStars Team / RS+C / Doctor Mak / YRD / Motul / Pirelli	Yamaha YZF-R3	2:11.838	2:12.681	2:11.838
15	121	Reece OUGHTRED (VIC) / Moto GC / Dynoverks / Sign Pro / The Jags / LS2 Helmets / Motul / Cykel	Yamaha YZF-R3	2:13.464	2:12.068	2:12.068
16	25	Brodie GAWITH (VIC) / Rocondi / AGV Helmets / TCX	Yamaha YZF-R3	2:12.448	2:12.236	2:12.236
17	51	Sam PEZZETTA (SA) / Unitech Racing / Remo Contractors / SA Profiling / AUS Crush & Recycle	Yamaha YZF-R3	2:13.200	2:12.372	2:12.372
18	13	Jordan SIMPSON (SA) / Simpson Crash / Simpson Signs	Yamaha YZF-R3	2:13.058	2:12.442	2:12.442
19	355	Laura BROWN (NSW) / Bikebiz	Yamaha YZF-R3	2:13.590	2:12.800	2:12.800
20	58	Lucas QUINN (QLD)	Yamaha YZF-R3	2:14.598	2:12.878	2:12.878
21	32	Jai RUSSO (NSW) / Russo Performance / YRD Yamaha / GTR MotoStars / Ricondi / AGV / TCX	Yamaha YZF-R3	2:14.473	2:12.943	2:12.943
22	95	Matthew RINDEL (VIC) / Stay Upright / Gears Racing / Mick Hone M-cycles / The Grinning Dingo / Shoei	Yamaha YZF-R3	2:13.988	2:13.369	2:13.369
23	97	Peter NERLICH (VIC) / Prowrx Racing	Kawasaki Ninja	2:13.832	2:13.717	2:13.717
24	279	Hayden NELSON (NSW)	Yamaha YZF-R3	2:15.492	2:14.035	2:14.035
25	63	Clay CLEGG (NSW) / Akubra / Williamson Bros / Mavin Truck Centre / Central West Electrical	Yamaha YZF-R3	2:15.360	2:14.068	2:14.068
26	15	Olly SIMPSON (SA) / Simpson Crash / Simpson Signs	Yamaha YZF-R3	2:14.212		2:14.212
27	12	Henry SNELL (QLD) / Ricondi / AGV / TXC	Yamaha YZF-R3	2:14.364		2:14.364
28	57	Cooper ROWNTREE (SA) / Anytime Fitness	Yamaha YZF-R3	2:14.787	2:15.255	2:14.787
29	45	Jamie PORT (VIC) / Yamaha / AGV / Pirelli / Motul / Ricondi	Yamaha YZF-R3	2:15.249	2:15.239	2:15.239

*** ALL RIDERS QUALIFY ***

The results are provisional until the end of the time limit for protests and appeals.


Chief Timekeeper - Scott Laing


Race Director - Tom Williams


Clerk of Course - Paul Hinds



www.computime.com.au
COMPUTIME RACE TIMING SYSTEMS PTY LTD





The Bend Motorsports Park Round 7 : December 3 - 5




ASBK.COM.AU f t i y

DUNLOP AUSTRALIAN SUPERSPORT 300 CHAMPIONSHIP EVENTS 1, 6 & 9

PROVISIONAL MERGED GRID SHEET

Date: 04/12/21

Printed at: 12:31



1	72 B. BAKER 2:08.144	50 C. THOMPSON 2:08.188	39 G. NELSON 2:08.759
2	69 A. McDONALD 2:09.073	59 T. DRANE 2:09.289	22 Z. JOHNSON 2:09.601
3	11 B. DEMMERY 2:09.998	36 A. GRENFELL 2:10.302	16 J. JACOBS 2:10.537
4	88 J. MARINIELLO 2:11.213	66 M. SIMPSON 2:11.233	35 V. FLEMING 2:11.678
5	91 T. AKSU 2:11.758	3 C. DUNKER 2:11.838	121 R. OUGHTRED 2:12.068
6	25 B. GAWITH 2:12.236	51 S. PEZZETTA 2:12.372	13 J. SIMPSON 2:12.442
7	355 L. BROWN 2:12.800	58 L. QUINN 2:12.878	32 J. RUSSO 2:12.943
8	95 M. RINDEL 2:13.369	97 P. NERLICH 2:13.717	279 H. NELSON 2:14.035
9	63 C. CLEGG 2:14.068	15 O. SIMPSON 2:14.212	12 H. SNELL 2:14.364
10	57 C. ROWNTREE 2:14.787	45 J. PORT 2:15.239	

Scott Lang
Chief Timekeeper - Scott Lang

Tom Williams
Race Director - Tom Williams

Paul Hinds
Clerk of Course - Paul Hinds



www.computime.com.au
COMPUTIME RACE TIMING SYSTEMS PTY LTD





The Bend Motorsports Park Round 7 : December 3 - 5



ASBK.COM.AU f t i y

DUNLOP SUPERSPORT 300 CHAMPIONSHIP

Qualifying 2

Date: 04/12/21
Event: Q05
Weather: Partly cloudy - Temp: 20.0C
Track: Dry - Temp: 35.2C

Started at: 11:59:58
Laps: 20 Min
Starters: 27
Printed at: 12:31

PROVISIONAL RACE INFORMATION

Time	Description
11:59:58	Event Start
12:20:04	Chequered Flag
12:22:14	Event Finish

The results are provisional until the end of the time limit for protests and appeals.

Chief Timekeeper - Scott Lang

Race Director - Tom Williams

Clerk of Course - Paul Hinds



www.computime.com.au
COMPUTIME RACE TIMING SYSTEMS PTY LTD

